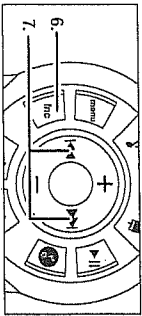


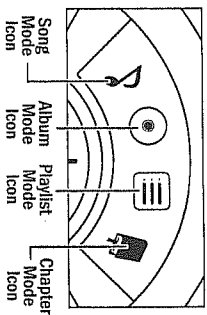
Additional Function Modes

Pressing the Function button (#6) cycles the Next and Previous buttons (#7) between four different function modes: Song, Album, Playlist and Chapter.



Button	Song Mode	Album Mode	Playlist Mode	Chapter Mode
Next Button	Next Song	Next Album	Next Playlist	Next Chapter
Previous Button	Previous Song	Previous Album	Previous Playlist	Previous Chapter

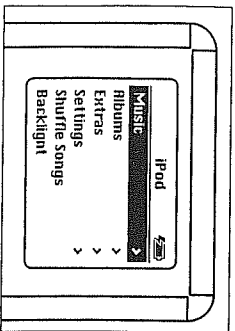
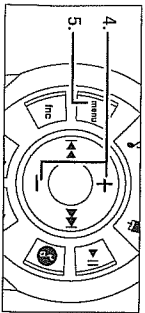
When the Function button (#6) is pressed, the Function Icons (#2) illuminate to show the active function:



Note: The Song mode is the default function mode.

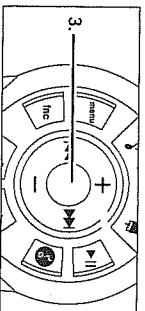
Menu Mode Operation

Pressing the Menu button (#5) places the remote in the Menu Mode. In the Menu Mode you can navigate through the iPod's menu display by pressing the Up/Down buttons (#4).



When the desired item is highlighted, press the Select button (#3) to select it.

To exit the Menu Mode, press the Menu button again.



©2006 Dana Innovations. All rights reserved.
iPort is a trademark of Dana Innovations.
Apple and iPod are trademarks of Apple Computer, Inc.
Due to continuous product improvement, all specifications
are subject to change without notice.

For the latest iPort product information go to www.iportmusic.com